

# Secunia Security Factsheet

Adobe Reader | 2010/Q3



## Welcome to the 2010/Q3 Security Factsheet for Adobe Reader

The Security Factsheet outlines the evolution in advisories and vulnerabilities in the last three months on a year-on-year (YoY) basis, and presents specific data on advisories for Adobe Reader.

For a quick summary of the 2010/Q3 status, please refer to the three key indicators; Advisories, Vulnerabilities (CVEs), and the year-on-year YoY trend.

This 2010/Q3 Security Factsheet is part of the Security Factsheet series provided to you by Secunia, the leading provider of Vulnerability Intelligence and Management, and can be downloaded from:

<http://secunia.com/factsheets/AdobeReader-2010Q3.pdf>

Stay secure  
secunia.com

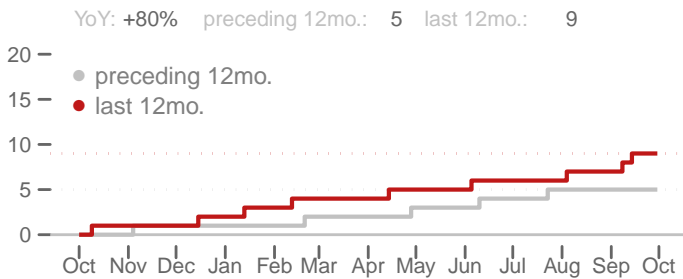
### Summary/Overview

Advisories YoY 9 (5) +80% ●  
Vulnerabilities YoY 133 (30) +343% ●

Report date 2010-09-30  
Reporting period 2010/Q3

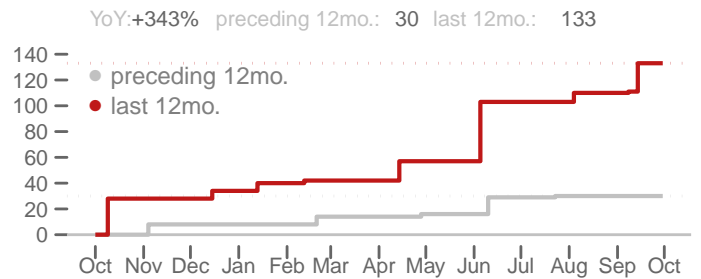
	Advisories	Vulnerabilities
YTD	7	97
Preceding 12 mo.	5	30
Last 12 mo.	9	133
YoY Trend	+80%	+343%

### Number of Advisories last vs. preceding 12 months



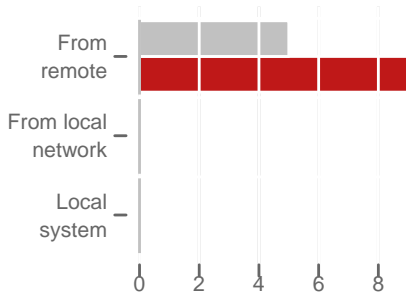
Cumulative number of Secunia Advisories of the two recent 12 months periods (YoY) as of 2010/Q3. Advisories are used as a first order approximation for the number of security events or administrative actions required to keep software secure in a given period of time.

### Number of Vulnerabilities last vs. preceding 12 months



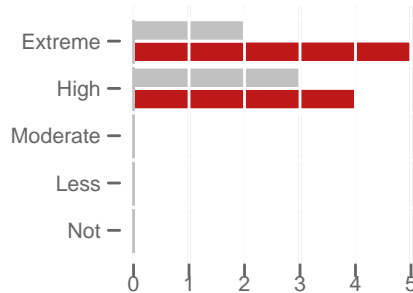
Cumulative number of CVEs of the two recent 12 months periods (YoY) as of 2010/Q3. CVE counts are a viable metric for the number of distinct vulnerabilities found in software.

### Attack vector in # of advisories



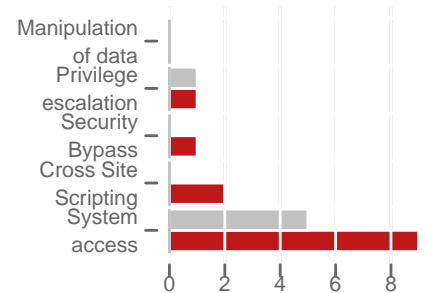
The attack vector describes if an attacker can exploit the vulnerability from the Internet, a local network, or if he needs authenticated un-privileged access to the system.

### Criticality in # of advisores



The criticality is based on an assessment of the vulnerabilities impact on a system, the attack vector, mitigating factors, and if actively exploited prior to the release of a patch.

### Impact in # of advisores

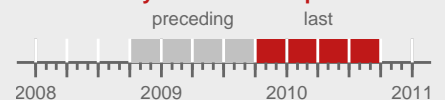


Classification of the impact of successful exploitation on the affected system.

## Legend

The data is based on vulnerabilities disclosed between 2005-01-01 and 2010-09-30. The year-on-year (YoY) analysis compares the last 12 months to the preceding 12 months. For a full explanation of the methodology and terminology see: <http://secunia.com/resources/methodology.pdf>

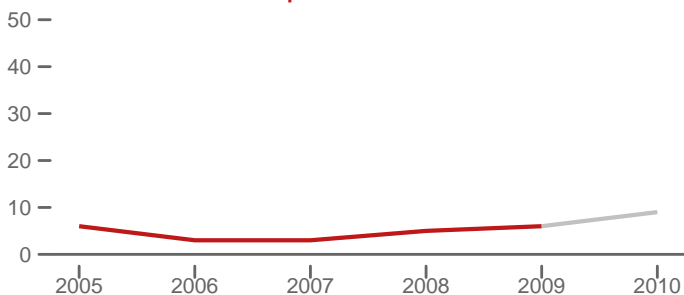
### Year-on-year 12 months periods



# Secunia Security Factsheet

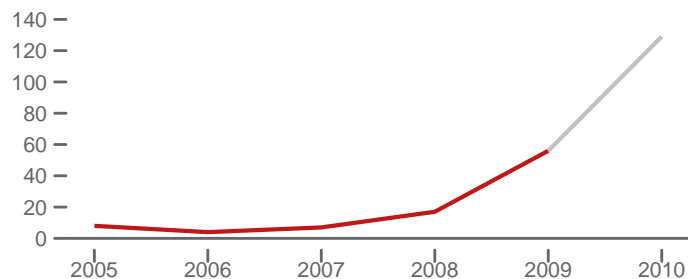
Adobe Reader | 2010/Q3

**History of advisories by calendar year  
extrapolation for 2010**



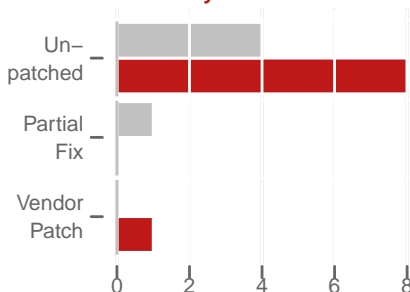
Number of Secunia Advisories published in a given calendar year for the last years, including a linear extrapolation for the current year based on the data up to and including 2010-09-30.

**History of vulnerabilities by calendar year  
extrapolation for 2010**



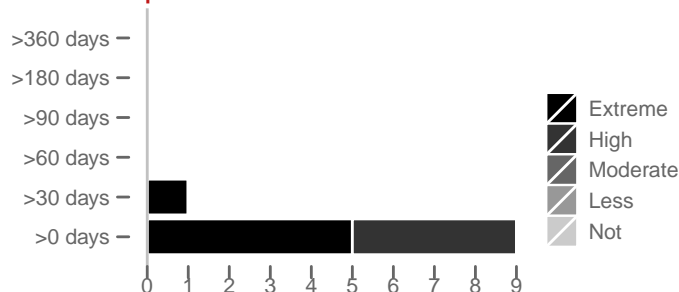
Number of vulnerabilities (CVEs) published in a given calendar year for the last years, including a linear extrapolation for the current year based on the data up to and including 2010-09-30.

**Solution status at the day  
of advisory disclosure**



The solution status tracks the vulnerability remediation available at the disclosure date of the advisory.

**Time to patch for advisories disclosed  
and patched in the last 24 months**



Delay between vulnerability disclosure and the availability of a patch for all patches released within the last 24 months.

**List of the 7 most recent Adobe Reader versions covered (out of 7 versions)**

1 Adobe Reader 9.x	7 Adobe Acrobat Reader 5.x
2 Adobe Reader 8.x	
3 Adobe Reader 7.x	
4 Adobe Reader 6.x	
5 Adobe Acrobat Reader 3.x	
6 Adobe Acrobat Reader 4.x	

**DISCLAIMER**

The data is based on Secunia's Vulnerability Intelligence database and analysis of Secunia Research. Secunia Advisories typically cover multiple vulnerabilities. Consequently, the number of Advisories issued for a product does not necessarily reflect the number of vulnerabilities that have been disclosed. A security comparison between products is inherently difficult and should not be based on vulnerability data only. Major factors such as type of product, market share, product and platform bundling, vendor/community research activity, and product release lifecycles must also be taken into consideration.

Email: [factsheets@secunia.com](mailto:factsheets@secunia.com)  
 Web: [secunia.com/factsheets](http://secunia.com/factsheets)

